

# 4300LN Series

Grade 2 Tubular Lever Locks

An ASSA ABLOY Group brand

**ASSA ABL**

## the engineer's choice

### introduction

An economical, light/medium duty Grade 2 lever lockset which provides an outstanding combination of value and performance. It's the ideal lever lockset for light commercial and heavy-duty residential applications, which typically include:

- Interior offices
- Closets
- Multi-family housing
- Hotels
- Restaurants
- Retail complexes

### installation

4300LN Series tubular locksets conform to ANSI/BHMA Specifications A156.115 which cover hardware preparations for steel doors and steel frames and A156.115-W which cover hardware preparations for wood doors with wood or steel frames.

### warranty

The 4300LN Series tubular lever lock carries a one-year warranty.

### ANSI/BHMA

Certified ANSI/BHMA A156.2, Series 4000 Grade 2.



### A.D.A.

The 4300LN Series meets accessibility guidelines of the Americans with Disabilities Act and the requirements of the Uniform Federal Accessibility Standards and ANSI 117.1, all requiring ease of accessibility for the handicapped.

### cylinders

Furnished standard with Yale® 1812 6-pin cylinder. Optional Yale® KeyMark® fixed core and small format interchangeable core (except Madrid).

### latches

1/2" bolt projection.

### fire listings

4300 Series locksets (including fire cup) are UL listed for use on fire doors for up to 90 minutes.

### door thickness

Locksets are adjustable for doors 1-3/8" to 1-3/4".

### backset

The 4300LN Series is available with 2-3/8" or 2-3/4" deadlocking latchbolt.

### handing

RH or LH must be specified on Madrid 4305LN, 4308LN, 4328LN, and 4355LN.

4301LN, 4302LN and 4307LN are furnished as RH. They can be changed to LH by reversing inside and outside levers.

### strikes

T-strike standard (2-3/4" x 1-1/8"). Also available in ANSI and full lip configurations.

### contents

Introduction.....	2
Features.....	2
Lever Designs.....	3
Functions.....	4
Cylinders.....	5-6
Latchbolts.....	7
Strikes.....	8
Ordering Information.....	9
Sample Specification.....	10

### finishes

ANSI/BHMA Code	Finish Description
605	Bright Brass, Clear Coated
606	Satin Brass, Clear Coated
609	Satin Brass, Blackened, Satin Relieved, Clear Coated
612*	Satin Bronze, Clear Coated
613*	Dark Oxidized Satin Bronze, Oil Rubbed
619	Satin Nickel Plated, Clear Coated
625	Bright Chrome Plated
626	Satin Chrome Plated

**\* Simulated painted finish meeting ANSI/BHMA standards for wear and durability.**

### split finishes

605x625, 605x626, 606x625 and 606x626 are available in 4302LN Privacy function only.

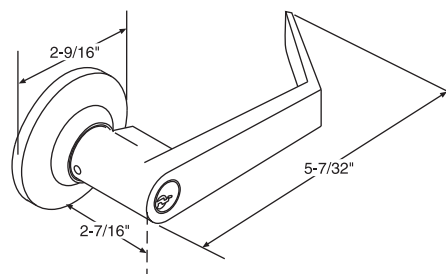
## 4300LN series | tubular lever locks

### lever designs

#### Augusta AU

**Lever:** Cast Zinc

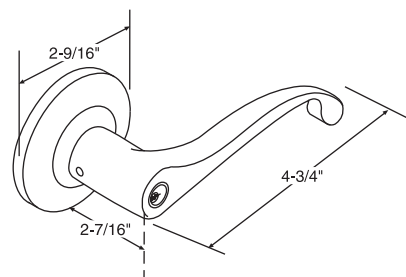
**Rose:** Cold Forged Brass



#### Madrid MA

**Lever:** Cast Zinc

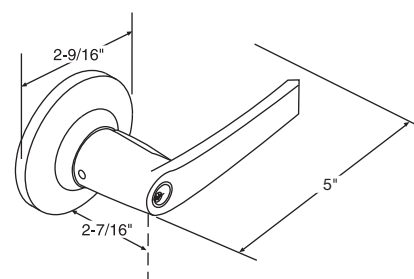
**Rose:** Cold Forged Brass



#### Monroe MO

**Lever:** Cast Zinc

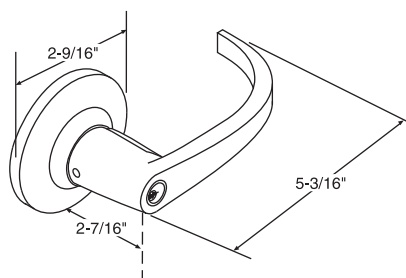
**Rose:** Cold Forged Brass



#### Pacific Beach PB

**Lever:** Cast Zinc

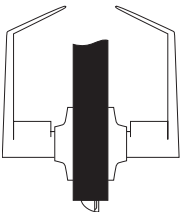
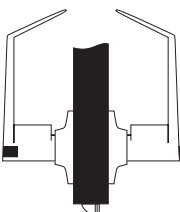
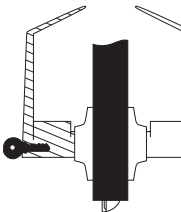
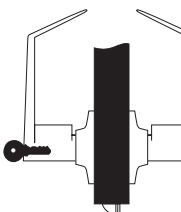
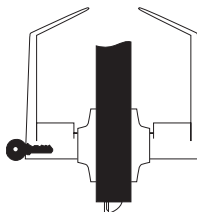

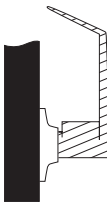
**Rose:** Cold Forged Brass







## functions

<p><b>4301LN (F75)</b></p> <p><b>Passage or Closet Latch</b></p> <ul style="list-style-type: none"><li>• For doors that do not require locking.</li><li>• Either lever operates latchbolt at all times.</li></ul> 	<p><b>4302LN (F76B)</b></p> <p><b>Privacy, Bedroom or Bath Lock</b></p> <ul style="list-style-type: none"><li>• For lavatory or other privacy doors.</li><li>• Either lever operates latchbolt unless outside lever is locked by pushbutton inside.</li><li>• Button automatically releases when inside lever is turned, but does not automatically release when door is closed.</li><li>• Emergency release in outside lever.</li><li>• Inside lever always active.</li></ul> 	<p><b>4305LN (F86)</b></p> <p><b>Storeroom or Closet Lock</b></p> <ul style="list-style-type: none"><li>• For use on storeroom, utility, exit doors.</li><li>• Deadlocking latchbolt.</li><li>• Latchbolt operated by lever inside, key in outside lever.</li><li>• Outside lever always locked. Key unlocks lever. Lever retracts latchbolt.</li></ul> 	<p><b>4307LN (F109)</b></p> <p><b>Entry Lock</b></p> <ul style="list-style-type: none"><li>• For entrance, general home or office doors.</li><li>• Deadlocking latchbolt.</li><li>• Either lever operates latchbolt (except when outside lever is locked from inside).</li><li>• Outside lever retained in locked position by rotating turn button 90° to a horizontal position; not released until turn button is manually returned to the vertical position.</li><li>• Key outside unlocks turn button inside.</li><li>• Latchbolt is operated by rotating inside lever.</li><li>• Inside lever always active.</li></ul> 
<p><b>4308LN (F84)</b></p> <p><b>Classroom Lock</b></p> <ul style="list-style-type: none"><li>• For classroom or utility room doors.</li><li>• Deadlocking latchbolt.</li><li>• Either lever operates latchbolt (except when outside lever is locked by key).</li><li>• Inside lever always active.</li></ul> 	<p><b>4328LN (F111)</b></p> <p><b>Communicating Passage Lock</b></p> <ul style="list-style-type: none"><li>• For twin communicating or exit doors where one side operation is required.</li><li>• Also when space is limited between door and switch panel.</li><li>• Deadlocking latchbolt.</li><li>• One lever operation.</li><li>• Blank rose.</li><li>• Should be used only where rooms have more than one entrance.</li></ul> 	<p><b>4355LN</b></p> <p><b>Dummy Trim</b></p> <ul style="list-style-type: none"><li>• Lever acts as pull only; no operation.</li></ul> 	

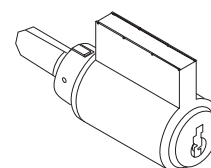
## cylinders

### cylinder options

The following selection guide indicates the correct cylinder for each locking segment.

Lockset Series: 4300LN		Types of Cylinder Mechanisms							
		Conventional		Patented Keyway		Security		High Security	
Cylinder Types	Fixed Core	6-pin	7-pin	6-pin	7-pin	6-pin	7-pin	6-pin	7-pin
	Key-In-Lever	1812	N/A	K404	N/A	5812	N/A	N/A	N/A
	Interchangeable Core								
	LFIC	N/A	N/A	N/A	N/A	N/A	N/A	N/A	N/A
	SFIC	N/A	N/A	K600	N/A	N/A	N/A	N/A	N/A

Refer to Yale® KeyMark® and/or Cylinders and Keys Catalog sections for all details and how-to-order examples. Interchangeable Core cylinders are not available with Madrid (MA) levers.



1812



K600

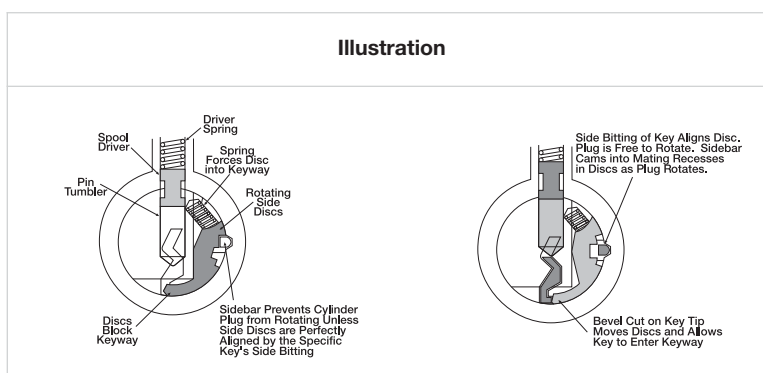
### patented keyway cylinders

For those applications requiring patented key control, Yale® KeyMark® line of patented keyway cylinders provides the ultimate protection against unauthorized key duplication. Yale® KeyMark utility-patented Security Leg® keyway features increased resistance against picking and impressioning and can easily retrofit into existing systems. For further details and availability, refer to the separate Yale KeyMark catalog.

### security cylinders


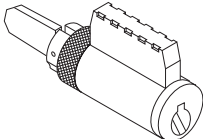
Security cylinders contain two independent locking mechanisms. The first is a traditional 6- or 7-pin tumbler mechanism with spool drivers for greatly increased picking resistance.

The second is an innovative 5-tumbler rotating disc mechanism with sidebar engagement. The rotating discs are spring loaded and block the bottom of the keyway.




## cylinders

### other manufacturers' keyway cylinders

Illustration	Description	Model Number	Number of Pins
	Best® Keyway Cylinder. Available keyed random, master keyed or uncombined. Specify keyway A, B, C, D, E, F, G, H, J, K, L or M.	A600	6
	Schlage® C Keyway Cylinder. Available "0" bitted or keyed random.	2812	6

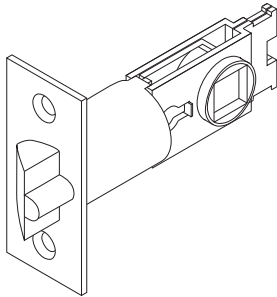
### small format interchangeable core

	Description	Prefix	Number of Pins
	Lever accepting all SFIC.	B (i.e. B-AU, B-PB, B-MO)	6

## latchbolts

### UL latches

Model No. 280DN supplied standard with all 4300LN series locksets. Model No. 280DN latchbolt has a 2-1/4" x 1-1/8" front with a 2-3/4" backset and a 1/2" bolt throw. Optional latchbolts available to special order.



Model No.	Front	Backset	Throw	Front Width	Latch Diameter
280N	Square	2-3/8"(60mm)	1/2"(13mm)	1"(25mm)	7/8" (22mm)
280RN	Round	2-3/8" (60mm)	1/2"(13mm)	1"(25mm)	7/8" (22mm)
280DN	Square	2-3/4"(70mm)	1/2"(13mm)	1-1/8"(29mm)	7/8" (22mm)

**All 4300LN Latches are Deadlocking.**

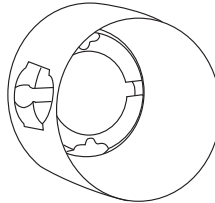
**Note:** 606 finish locksets are supplied with 605 finish latches and 626 finish locksets are supplied with 625 finish latches. All other finish locksets are supplied with matching latch finish.

All latches have a 7/8" diameter. A 1/8" Sleeve (p/n 14-0378-9001-999) is included to accommodate 1" door preps.

### UL fire cup

#### Model Number: 10C

Supplied Standard with all 4300LN's.  
Failure to use invalidates UL fire listing.



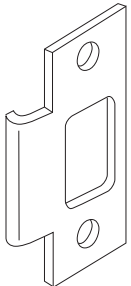
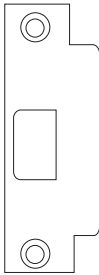
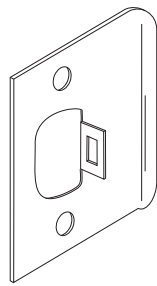
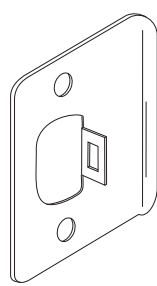
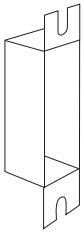
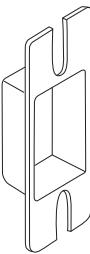
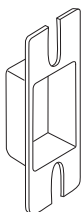
### screw pack

#### Model Number: SP100

Supplied Standard with wood-machine screws combination.

## strikes

Yale® 4300LN locks are available with a variety of strike options. All strikes are located on the same vertical and horizontal center lines as the latchbolt. Some strikes are available in a variety of lip lengths to accommodate varying thickness of doors and frames. To determine the proper length of the lip, measure from the center line of the strike to the edge of the jamb, accounting for any interfering trim (i.e. wood molding) and then add 1/4" (6mm) for curved lip. All strikes are reversible. Strikes are fabricated of either brass, bronze or stainless steel, depending on the lockset trim finish. When ordering strikes separately, specify the finish required.

 <p><b>Model No. 271 T-Strike (Standard)</b> 1-1/4" Lip. Supplied standard with 4300LN Series Locksets.</p>	 <p><b>Model No. 497 ANSI Strike (Optional)</b> For door and frames with ANSI/BHMA A156.115 and A156.115-W preparations.</p>	 <p><b>Model No. 20S Full Lip Strike (Optional)</b> Square corner with full lip anti-rattle tab.</p>	 <p><b>Model No. 21S Full Lip Strike (Optional)</b> 1/4" Round Corner Radius Similar in dimensions and function to the 20S Strike but with radius corners for easy mortising by power tools. Anti-rattle tab.</p>
 <p><b>Model No. 202 Strike Box for ANSI Strike (Optional)</b> Specify 497 x 202</p>	 <p><b>Model No. 301 Strike Box for 271 Strike</b></p>	 <p><b>Model No. 302 Strike Box for 20S and 21S Strikes</b></p>	

## attaching screws

**For Model Nos. 271, 20S, and 21S Strikes**  
#8-8-32 x 3/4" (19mm) Phillips/flat head combination wood and machine screws. Part No. SP100

**For Model No. 497 ANSI Strike**  
#12-12-24 x 1" Phillips/flat head combination wood and machine screws. Part No. 81-2012-0620





# 4300LN series | tubular lever locks

## ordering information

From this outline select the Model Number for the Yale® 4300LN Series Lockset you require.

Design	Function	Latch	Strike	Cylinder	Door Thickness	Finish
See Page 3	See Page 4	See Page 7	See Page 8	See Page 5-6	See Page 2	See Page 2

## ordering example

Quantity	Design	Function	Latch	Strike	Cylinder	Door Thickness	Finish
100	AU	4307LN	280N	271	1812	1-3/4"	626

## packing

Each box has a strike, firecup, paper template, combination wood and machine screws and easy-to-follow instructions. Cylinder functions supplied with two keys. Twelve shelf boxes to a case.

## sample specification

---

All locksets shall be 4300LN Series Grade 2 tubular lever locksets.

Locks shall have an interlocking tubular chassis and latchbolt. Chassis mounting screws shall be accessible only when the levers and roses are removed.

The latchbolt shall have a 1/2" (13mm) throw and shall include a deadlocking feature to inhibit manipulation when the door is locked.

Locksets and latchbolts shall be reversible for ease of installation.

All locksets shall be adjustable for 1-3/8" (35mm) and 1-3/4" (44mm) door thickness. Levers shall operate independently and shall have inside and outside lever return springs to prevent lever sag.

Lever handles shall be a minimum of 4-3/4" (121mm) in length and shall provide a minimum of 2-1/8" (54mm) clearance from surface of door to the inside of the lever at the midpoint.

Outside levers on keyed locksets shall be removable only when the designated key is in the cylinder.

Locksets shall be furnished with two keys. All cylinder plugs shall be brass and furnished with 6-pin chambers for master keying capabilities.

Cylinders shall be easily changed by removing the lever without disassembling the lockset.

**Certification:**

UL 1-1/2 Hour Fire Rating

ANSI/BHMA A156.2 Series 4000, Grade 2

ANSI A117.1 Accessibility Code

All locksets shall carry a one-year warranty.



4300LN series | tubular lever locks

notes

---

## online literature and templates

For the latest information on Yale Locks & Hardware products, visit our website at: [www.yalelocks.com](http://www.yalelocks.com)

Click on the "Product Information" button to find:

- Catalogs
- Parts manuals
- Templates
- Specifications
- Installation instructions

Yale® customers can click on the ebusiness symbol  on the website to register for an ebusiness account to:

- Check the status of orders
  - Check availability of Quick-Ship items
  - Track your order and confirm delivery
  - Receive email notification of template changes
- And More...

Or contact us at:

### U.S.A.

#### Yale Locks & Hardware

Address: 100 Yale Avenue, Lenoir City, TN 37771-3226  
Tel: 1-800-438-1951 • Fax: 1-800-338-0965 • [www.yalelocks.com](http://www.yalelocks.com)

### Canada:

#### ASSA ABLOY Door Security Solutions Canada

Address: 160 Four Valley Drive, Vaughan, Ontario L4K 4T9  
Tel: 1-800-461-3007 • Fax: 1-800-461-8989 • [www.assaabloy.ca](http://www.assaabloy.ca)

### International:

#### ASSA ABLOY Americas International

Tel: 1-905-821-7775 • Fax: 1-905-821-1429 • [www.assaabloyai.com](http://www.assaabloyai.com)

Yale Locks & Hardware is a division of Yale Security Inc., an ASSA ABLOY Group company.

Yale® is a registered trademark of Yale Security Inc., an ASSA ABLOY Group company. KeyMark® and Security Leg® are registered trademarks of Medeco Security Locks, Inc., an ASSA ABLOY Group company. Other products' brand names may be trademarks or registered trademarks of their respective owners and are mentioned for reference purposes only. These materials are protected under U.S. copyright laws. All contents current at time of publication. Yale Security Inc. reserves the right to change availability of any item in this catalog, its design, construction, and/or its materials. Copyright © 2001, 2010, Yale Security Inc., an ASSA ABLOY Group company. All rights reserved. Reproduction in whole or in part without the express written permission of Yale Security Inc., an ASSA ABLOY Group company is prohibited.

**YALE**, with its unique global reach and range of products, is the world's favorite lock.

**ASSA ABLOY** is the global leader in door opening solutions, dedicated to satisfying end-user needs for security, safety and convenience.

42122-4/09R